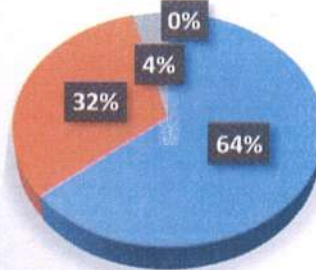
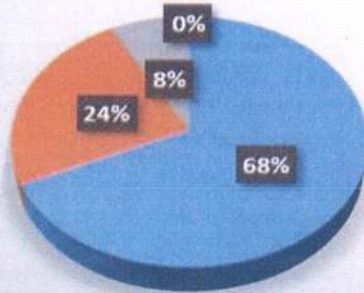


IMPACT ANALYSIS OF PARENT FEEDBACK

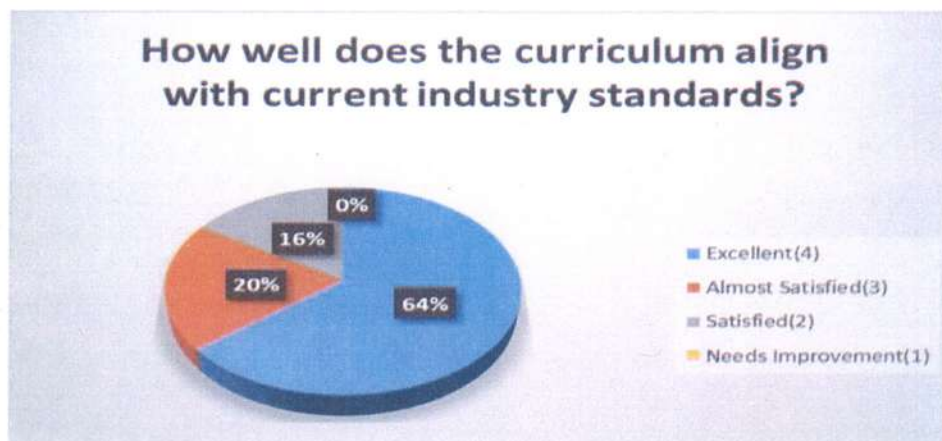
ACADEMIC YEAR: 2019 - 2020

Feedback from the Parents on academic curriculum and facilities of the institution was taken using a questionnaire to measure the following on a four-point Likert scale with the options of Excellent, Almost Satisfied, Satisfied and Needs Improvement. This survey is being conducted to determine the degree of parent satisfaction with the curriculum and facilities.

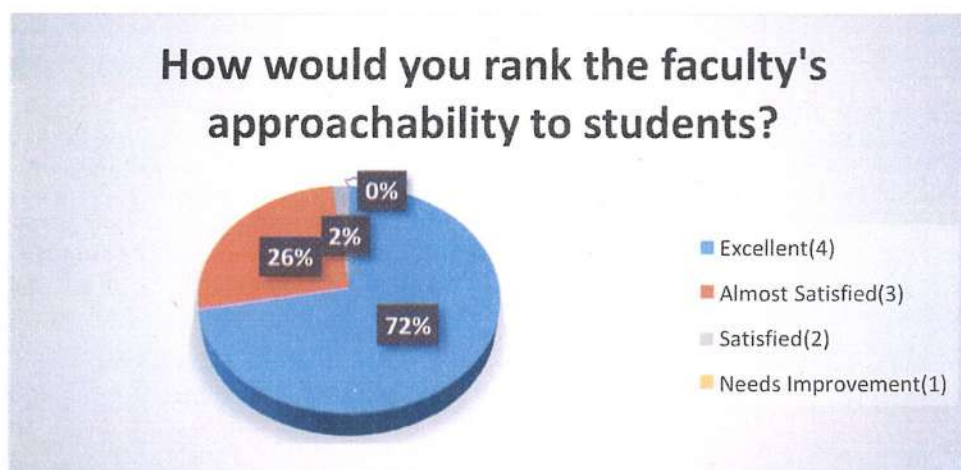
1	64% of Parents found standard of education offered by the wards's institution as excellent, 32% found it Almost Satisfied, 4% found it Satisfied and 0% rated it for Needs Improvement.															
	<div><h3>How satisfied are you with the standard of education offered by your ward's institution?</h3><table><tr><th>Satisfaction Level</th><th>Percentage</th><th>Count</th></tr><tr><td>Excellent</td><td>64%</td><td>4</td></tr><tr><td>Almost Satisfied</td><td>32%</td><td>3</td></tr><tr><td>Satisfied</td><td>4%</td><td>2</td></tr><tr><td>Needs Improvement</td><td>0%</td><td>1</td></tr></table></div>	Satisfaction Level	Percentage	Count	Excellent	64%	4	Almost Satisfied	32%	3	Satisfied	4%	2	Needs Improvement	0%	1
Satisfaction Level	Percentage	Count														
Excellent	64%	4														
Almost Satisfied	32%	3														
Satisfied	4%	2														
Needs Improvement	0%	1														
2	68% of Parents found teaching methods and curriculum of the institution as excellent, 24% found it Almost Satisfied, 8% found it Satisfied and 0% rated it for Needs Improvement.															
	<div><h3>How would you rate the teaching methods and curriculum provided by your child's institution?</h3><table><tr><th>Rating Level</th><th>Percentage</th><th>Count</th></tr><tr><td>Excellent</td><td>68%</td><td>4</td></tr><tr><td>Almost Satisfied</td><td>24%</td><td>3</td></tr><tr><td>Satisfied</td><td>8%</td><td>2</td></tr><tr><td>Needs Improvement</td><td>0%</td><td>1</td></tr></table></div>	Rating Level	Percentage	Count	Excellent	68%	4	Almost Satisfied	24%	3	Satisfied	8%	2	Needs Improvement	0%	1
Rating Level	Percentage	Count														
Excellent	68%	4														
Almost Satisfied	24%	3														
Satisfied	8%	2														
Needs Improvement	0%	1														

Principal

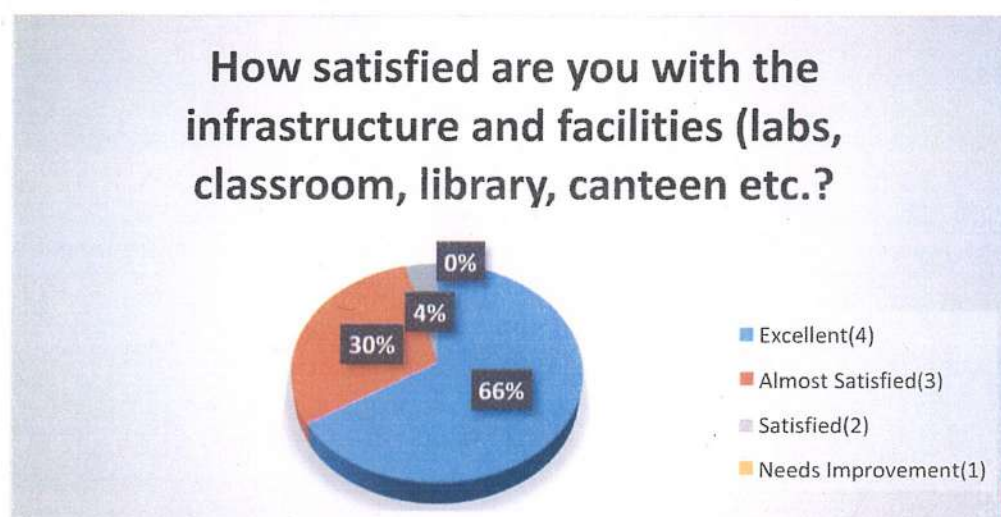
3 64% of Parents found curriculum alignment with current industry as excellent, 20% found it Almost Satisfied, 16% found it Satisfied and 0% rated it for Needs Improvement.



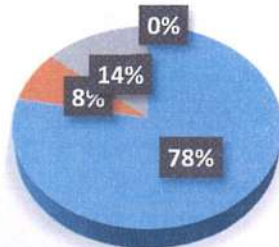
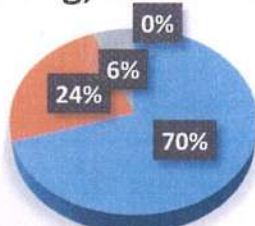
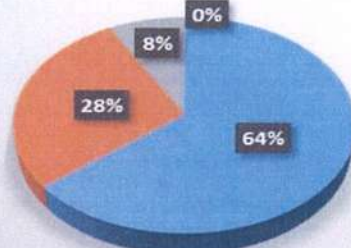
4 72% of parents found faculty approachability to students as excellent, 26% found it Almost Satisfied, 2% found it Satisfied and 0% rated it for Needs Improvement.



5 66% of parents found infrastructure and facilities excellent, 30% found it Almost Satisfied, 4% found it Satisfied and 0% rated it for Needs Improvement.



Principal

6	78% of parents found extra curricular activities found in the institution excellent, 8% found it Almost Satisfied, 14% found it Satisfied and 0% rated it for Needs Improvement.															
	<p>How satisfied are you with the extracurricular activities available in the institution?</p>  <table><tr><th>Category</th><th>Percentage</th><th>Count</th></tr><tr><td>Excellent</td><td>78%</td><td>4</td></tr><tr><td>Almost Satisfied</td><td>8%</td><td>3</td></tr><tr><td>Satisfied</td><td>14%</td><td>2</td></tr><tr><td>Needs Improvement</td><td>0%</td><td>1</td></tr></table>	Category	Percentage	Count	Excellent	78%	4	Almost Satisfied	8%	3	Satisfied	14%	2	Needs Improvement	0%	1
Category	Percentage	Count														
Excellent	78%	4														
Almost Satisfied	8%	3														
Satisfied	14%	2														
Needs Improvement	0%	1														
7	70% of Parents found support services of the institution excellent, 24% found it Almost Satisfied, 6% found it Satisfied and 0% rated it for Needs Improvement.															
	<p>How would you rate the support services offered by the institution, such as counselling, mentoring and placements?</p>  <table><tr><th>Category</th><th>Percentage</th><th>Count</th></tr><tr><td>Excellent</td><td>70%</td><td>4</td></tr><tr><td>Almost Satisfied</td><td>24%</td><td>3</td></tr><tr><td>Satisfied</td><td>6%</td><td>2</td></tr><tr><td>Needs Improvement</td><td>0%</td><td>1</td></tr></table>	Category	Percentage	Count	Excellent	70%	4	Almost Satisfied	24%	3	Satisfied	6%	2	Needs Improvement	0%	1
Category	Percentage	Count														
Excellent	70%	4														
Almost Satisfied	24%	3														
Satisfied	6%	2														
Needs Improvement	0%	1														
8	64% of parents had overall impression as excellent, 28% found it Almost Satisfied, 8% found it Satisfied and 0% rated it for Needs Improvement.															
	<p>How is your overall impression of the institution?</p>  <table><tr><th>Category</th><th>Percentage</th><th>Count</th></tr><tr><td>Excellent</td><td>64%</td><td>4</td></tr><tr><td>Almost Satisfied</td><td>28%</td><td>3</td></tr><tr><td>Satisfied</td><td>8%</td><td>2</td></tr><tr><td>Needs Improvement</td><td>0%</td><td>1</td></tr></table>	Category	Percentage	Count	Excellent	64%	4	Almost Satisfied	28%	3	Satisfied	8%	2	Needs Improvement	0%	1
Category	Percentage	Count														
Excellent	64%	4														
Almost Satisfied	28%	3														
Satisfied	8%	2														
Needs Improvement	0%	1														



SUGGESTION & CORRECTIVE MEASURES REPORT ON PARENTS FEEDBACK

ACADEMIC YEAR: 2019 – 2020

The Action Taken Report (ATR) on Parents Feedback Analysis emerges from a questionnaire feedback taken from parents on curriculum and facilities of the institution. The percentage-wise breakdown of responses shows a clear benchmark for improvement, with questions pertaining to institutional growth and excellence.

Feedback Methodology: Feedback from the Parents on academic curriculum and facilities of the institution was taken using a questionnaire to measure the following on a four-point Likert scale with the options of Excellent, Almost Satisfied, Satisfied and Needs Improvement. This survey is conducted to determine the degree of parents' satisfaction with the curriculum and facilities.

Feedback Analysis: The breakdown of Parents responses in percentage, serves as a quantifiable representation of parents' participation in growth of the institution. This numerical analysis measures the parent's satisfaction about the facilities and constructive feedback on the curriculum. A benchmark of 85% has been set as standard for action, highlighting continuous improvement in academics and facilities. Based on the feedback responses given by Parents, all the questions have rated 85% and above. However, some general observations and action are suggested for low scoring category.

- Curriculum alignment with industry has scored low and hence technical talks from industry experts on latest trends has been suggested.
- Infrastructure and facilities (labs, classrooms, library, canteen) etc has scored low and hence suggestion for more classrooms, labs etc given.
- Suggested to improve overall satisfaction of the parents by providing better facilities and teaching learning opportunities for their wards.

Principal
Principal

A.J. Institute of Engineering & Technology
Mangaluru - 575 006