



SUGGESTION & CORRECTIVE MEASURES REPORT ON FACULTY FEEDBACK

ACADEMIC YEAR: 2023 – 2024

The Action Taken Report (ATR) on Faculty Feedback Analysis emerges from a questionnaire feedback taken from faculty on curriculum and facilities of the institution. The percentage-wise breakdown of responses shows a clear benchmark for improvement, with questions pertaining to institutional growth and excellence.

Feedback Methodology: Feedback from the Faculty on academic curriculum and facilities of the institution was taken using a questionnaire to measure the following on a four-point Likert scale with the options of Excellent, Almost Satisfied, Satisfied and Needs Improvement. This survey is conducted to determine the degree of faculty satisfaction with the curriculum and facilities.

Feedback Analysis: The breakdown of faculty responses in percentage, serves as a quantifiable representation of faculty participation in growth of the institution. This numerical analysis measures the faculty satisfaction about the facilities and constructive feedback on the curriculum. A benchmark of 80% has been set as standard for action, highlighting continuous improvement in academics and facilities. Based on the feedback responses given by faculty, all the questions have rated 80% and above. However, some general observations and action are suggested for low scoring category.


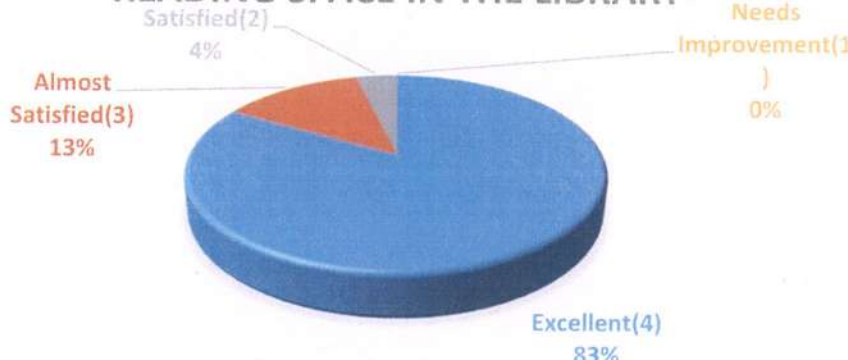
- Accessibility of Internet has scored low and hence thorough review of internet speed requirement suggested along with procurement of additional devices for easy internet access.
- Availability of additional educational online resources has scored low and hence subscription to wider variety of online resources has been suggested.
- Additional contents included in the curriculum has rated low and hence content beyond the syllabus is suggested to be added as skill lab or certifications.
- Cleanliness in the classroom, labs & washroom has scored low and hence suggestion to mobilize more ground staff towards periodic cleaning has been suggested.


Principal

IMPACT ANALYSIS OF FACULTY FEEDBACK

ACADEMIC YEAR: 2023 - 2024

Feedback from the Faculty on academic curriculum and facilities of the institution was taken using a questionnaire to measure the following on a four-point Likert scale with the options of Excellent, Almost Satisfied, Satisfied and Needs Improvement. This survey is being conducted to determine the degree of faculty satisfaction with the curriculum and facilities.

1	94% of faculty found the cataloguing and arrangement of books in the library excellent, 6% found it Almost Satisfied, 0% found it Satisfied and 0% rated it for Needs Improvement.															
	<p style="text-align: center;">CATALOGUING AND ARRANGEMENT OF BOOKS IN THE LIBRARY</p>  <table><thead><tr><th>Satisfaction Level</th><th>Count</th><th>Percentage</th></tr></thead><tbody><tr><td>Excellent</td><td>4</td><td>94%</td></tr><tr><td>Almost Satisfied</td><td>3</td><td>6%</td></tr><tr><td>Satisfied</td><td>2</td><td>0%</td></tr><tr><td>Needs Improvement</td><td>1</td><td>0%</td></tr></tbody></table>	Satisfaction Level	Count	Percentage	Excellent	4	94%	Almost Satisfied	3	6%	Satisfied	2	0%	Needs Improvement	1	0%
Satisfaction Level	Count	Percentage														
Excellent	4	94%														
Almost Satisfied	3	6%														
Satisfied	2	0%														
Needs Improvement	1	0%														
2	83% of faculty found the reading space in library excellent, 13% found it Almost Satisfied, 4% found it Satisfied and 0% rated it for Needs Improvement.															
	<p style="text-align: center;">READING SPACE IN THE LIBRARY</p>  <table><thead><tr><th>Satisfaction Level</th><th>Count</th><th>Percentage</th></tr></thead><tbody><tr><td>Excellent</td><td>4</td><td>83%</td></tr><tr><td>Almost Satisfied</td><td>3</td><td>13%</td></tr><tr><td>Satisfied</td><td>2</td><td>4%</td></tr><tr><td>Needs Improvement</td><td>1</td><td>0%</td></tr></tbody></table>	Satisfaction Level	Count	Percentage	Excellent	4	83%	Almost Satisfied	3	13%	Satisfied	2	4%	Needs Improvement	1	0%
Satisfaction Level	Count	Percentage														
Excellent	4	83%														
Almost Satisfied	3	13%														
Satisfied	2	4%														
Needs Improvement	1	0%														



Principal

A.J. Institute of Engineering & Technology
Mangaluru - 575 006



AJ INSTITUTE OF ENGINEERING & TECHNOLOGY

A Unit of Laxmi Memorial Education Trust

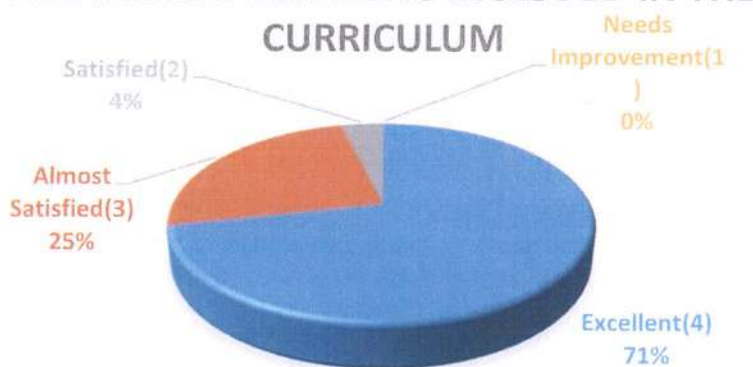
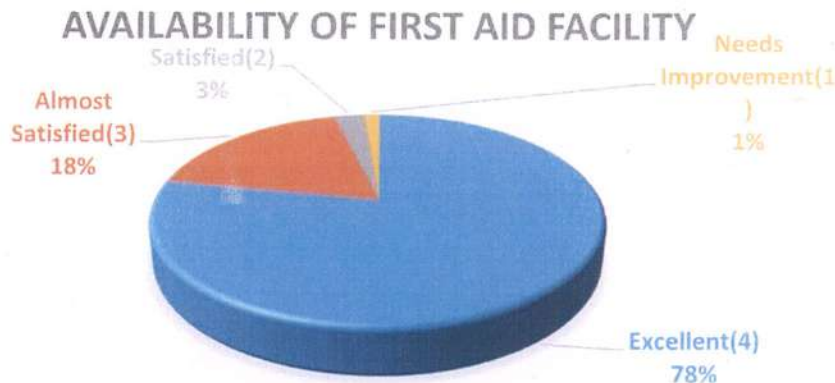

(Approved by AICTE, New Delhi, Affiliated to Visvesvaraya Technological University, Belgaavi)

Accredited by NBA – CV, CSE, ECE, ISE, ME

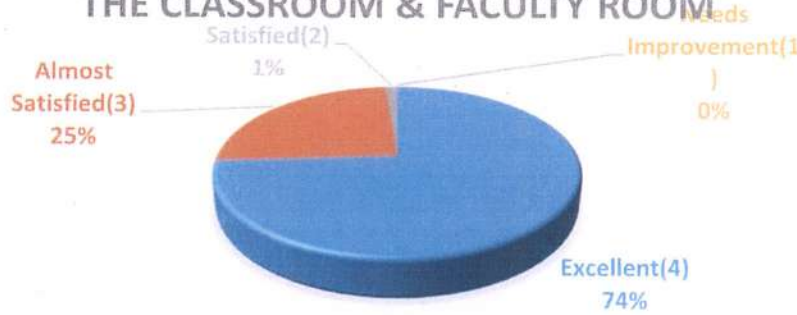


3	74% of faculty found photo copying facility in the library excellent, 25% found it Almost Satisfied, 1% found it Satisfied and 0% rated it for Needs Improvement.															
	<p>PHOTO COPYING FACILITY IN THE LIBRARY</p> <table><thead><tr><th>Satisfaction Level</th><th>Count</th><th>Percentage</th></tr></thead><tbody><tr><td>Excellent</td><td>4</td><td>74%</td></tr><tr><td>Almost Satisfied</td><td>3</td><td>25%</td></tr><tr><td>Satisfied</td><td>2</td><td>1%</td></tr><tr><td>Needs Improvement</td><td>1</td><td>0%</td></tr></tbody></table>	Satisfaction Level	Count	Percentage	Excellent	4	74%	Almost Satisfied	3	25%	Satisfied	2	1%	Needs Improvement	1	0%
Satisfaction Level	Count	Percentage														
Excellent	4	74%														
Almost Satisfied	3	25%														
Satisfied	2	1%														
Needs Improvement	1	0%														
4	70% of faculty found accessibility of Internet excellent, 27% found it Almost Satisfied, 3% found it Satisfied and 0% rated it for Needs Improvement.															
	<p>ACCESSIBILITY OF INTERNET</p> <table><thead><tr><th>Satisfaction Level</th><th>Count</th><th>Percentage</th></tr></thead><tbody><tr><td>Excellent</td><td>4</td><td>70%</td></tr><tr><td>Almost Satisfied</td><td>3</td><td>27%</td></tr><tr><td>Satisfied</td><td>2</td><td>3%</td></tr><tr><td>Needs Improvement</td><td>1</td><td>0%</td></tr></tbody></table>	Satisfaction Level	Count	Percentage	Excellent	4	70%	Almost Satisfied	3	27%	Satisfied	2	3%	Needs Improvement	1	0%
Satisfaction Level	Count	Percentage														
Excellent	4	70%														
Almost Satisfied	3	27%														
Satisfied	2	3%														
Needs Improvement	1	0%														
5	60% of faculty found availability of educational online resources facility excellent, 39% found it Almost Satisfied, 1% found it Satisfied and 0% rated it for Needs Improvement.															
	<p>AVAILABILITY OF EDUCATIONAL ONLINE RESOURCES</p> <table><thead><tr><th>Satisfaction Level</th><th>Count</th><th>Percentage</th></tr></thead><tbody><tr><td>Excellent</td><td>4</td><td>60%</td></tr><tr><td>Almost Satisfied</td><td>3</td><td>39%</td></tr><tr><td>Satisfied</td><td>2</td><td>1%</td></tr><tr><td>Needs Improvement</td><td>1</td><td>0%</td></tr></tbody></table>	Satisfaction Level	Count	Percentage	Excellent	4	60%	Almost Satisfied	3	39%	Satisfied	2	1%	Needs Improvement	1	0%
Satisfaction Level	Count	Percentage														
Excellent	4	60%														
Almost Satisfied	3	39%														
Satisfied	2	1%														
Needs Improvement	1	0%														

Principal

A.J. Institute of Engineering & Technology
Mangaluru - 575 006

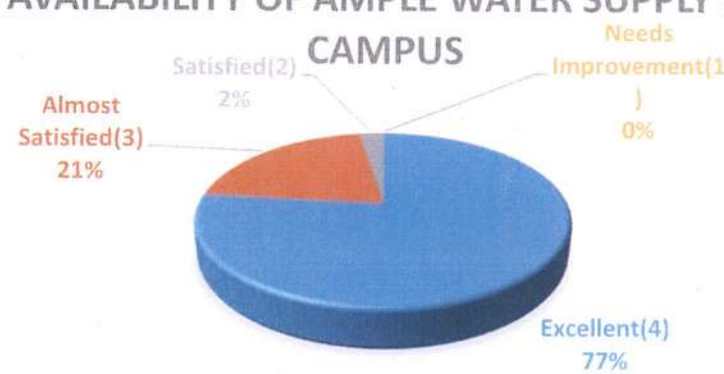

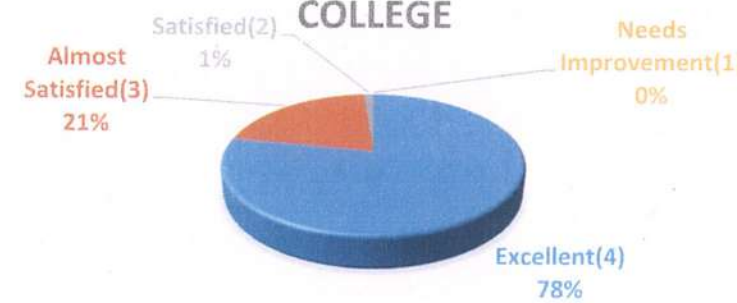
6	71% of faculty found availability of additional contents included in the curriculum excellent, 25% found it Almost Satisfied, 4% found it Satisfied and 0% rated it for Needs Improvement.															
	<p>ADDITIONAL CONTENTS INCLUDED IN THE CURRICULUM</p>  <table><thead><tr><th>Category</th><th>Count</th><th>Percentage</th></tr></thead><tbody><tr><td>Excellent</td><td>4</td><td>71%</td></tr><tr><td>Almost Satisfied</td><td>3</td><td>25%</td></tr><tr><td>Satisfied</td><td>2</td><td>4%</td></tr><tr><td>Needs Improvement</td><td>1</td><td>0%</td></tr></tbody></table>	Category	Count	Percentage	Excellent	4	71%	Almost Satisfied	3	25%	Satisfied	2	4%	Needs Improvement	1	0%
Category	Count	Percentage														
Excellent	4	71%														
Almost Satisfied	3	25%														
Satisfied	2	4%														
Needs Improvement	1	0%														
7	78% of faculty found availability of first aid facility excellent, 18% found it Almost Satisfied, 3% found it Satisfied and 1% rated it for Needs Improvement.															
	<p>AVAILABILITY OF FIRST AID FACILITY</p>  <table><thead><tr><th>Category</th><th>Count</th><th>Percentage</th></tr></thead><tbody><tr><td>Excellent</td><td>4</td><td>78%</td></tr><tr><td>Almost Satisfied</td><td>3</td><td>18%</td></tr><tr><td>Satisfied</td><td>2</td><td>3%</td></tr><tr><td>Needs Improvement</td><td>1</td><td>1%</td></tr></tbody></table>	Category	Count	Percentage	Excellent	4	78%	Almost Satisfied	3	18%	Satisfied	2	3%	Needs Improvement	1	1%
Category	Count	Percentage														
Excellent	4	78%														
Almost Satisfied	3	18%														
Satisfied	2	3%														
Needs Improvement	1	1%														
8	86% of faculty found availability of fire and safety measures excellent, 12% found it Almost Satisfied, 2% found it Satisfied and 0% rated it for Needs Improvement.															
	<p>FIRE AND SAFETY MEASURES</p>  <table><thead><tr><th>Category</th><th>Count</th><th>Percentage</th></tr></thead><tbody><tr><td>Excellent</td><td>4</td><td>86%</td></tr><tr><td>Almost Satisfied</td><td>3</td><td>12%</td></tr><tr><td>Satisfied</td><td>2</td><td>2%</td></tr><tr><td>Needs Improvement</td><td>1</td><td>0%</td></tr></tbody></table>	Category	Count	Percentage	Excellent	4	86%	Almost Satisfied	3	12%	Satisfied	2	2%	Needs Improvement	1	0%
Category	Count	Percentage														
Excellent	4	86%														
Almost Satisfied	3	12%														
Satisfied	2	2%														
Needs Improvement	1	0%														

Principal

9	74% of faculty found area, lighting and ventilation in classroom and faculty room excellent, 25% found it Almost Satisfied, 1% found it Satisfied and 0% rated it for Needs Improvement.															
	<p style="text-align: center;">AREA, LIGHTING AND VENTILATION IN THE CLASSROOM & FACULTY ROOM</p>  <table><thead><tr><th>Category</th><th>Count</th><th>Percentage</th></tr></thead><tbody><tr><td>Excellent</td><td>4</td><td>74%</td></tr><tr><td>Almost Satisfied</td><td>3</td><td>25%</td></tr><tr><td>Satisfied</td><td>2</td><td>1%</td></tr><tr><td>Needs Improvement</td><td>1</td><td>0%</td></tr></tbody></table>	Category	Count	Percentage	Excellent	4	74%	Almost Satisfied	3	25%	Satisfied	2	1%	Needs Improvement	1	0%
Category	Count	Percentage														
Excellent	4	74%														
Almost Satisfied	3	25%														
Satisfied	2	1%														
Needs Improvement	1	0%														
10	67% of faculty found cleanliness in the classroom, labs and washroom excellent, 29% found it Almost Satisfied, 0% found it Satisfied and 4% rated it for Needs Improvement.															
	<p style="text-align: center;">CLEANLINESS IN THE CLASSROOM, LABS & WASHROOM</p>  <table><thead><tr><th>Category</th><th>Count</th><th>Percentage</th></tr></thead><tbody><tr><td>Excellent</td><td>4</td><td>67%</td></tr><tr><td>Almost Satisfied</td><td>3</td><td>29%</td></tr><tr><td>Satisfied</td><td>2</td><td>0%</td></tr><tr><td>Needs Improvement</td><td>1</td><td>4%</td></tr></tbody></table>	Category	Count	Percentage	Excellent	4	67%	Almost Satisfied	3	29%	Satisfied	2	0%	Needs Improvement	1	4%
Category	Count	Percentage														
Excellent	4	67%														
Almost Satisfied	3	29%														
Satisfied	2	0%														
Needs Improvement	1	4%														
11	87% of faculty found adequate number of washrooms excellent, 10% found it Almost Satisfied, 3% found it Satisfied and 0% rated it for Needs Improvement.															
	<p style="text-align: center;">ADEQUATE NUMBER OF WASHROOMS</p>  <table><thead><tr><th>Category</th><th>Count</th><th>Percentage</th></tr></thead><tbody><tr><td>Excellent</td><td>4</td><td>87%</td></tr><tr><td>Almost Satisfied</td><td>3</td><td>10%</td></tr><tr><td>Satisfied</td><td>2</td><td>3%</td></tr><tr><td>Needs Improvement</td><td>1</td><td>0%</td></tr></tbody></table>	Category	Count	Percentage	Excellent	4	87%	Almost Satisfied	3	10%	Satisfied	2	3%	Needs Improvement	1	0%
Category	Count	Percentage														
Excellent	4	87%														
Almost Satisfied	3	10%														
Satisfied	2	3%														
Needs Improvement	1	0%														

Principal

A.J. Institute of Engineering & Technology
Mangaluru - 575 006

12	77% of faculty found availability of ample water supply in campus excellent, 21% found it Almost Satisfied, 2% found it Satisfied and 0% rated it for Needs Improvement.															
	<p style="text-align: center;">AVAILABILITY OF AMPLE WATER SUPPLY IN CAMPUS</p>  <table><thead><tr><th>Category</th><th>Count</th><th>Percentage</th></tr></thead><tbody><tr><td>Excellent</td><td>4</td><td>77%</td></tr><tr><td>Almost Satisfied</td><td>3</td><td>21%</td></tr><tr><td>Satisfied</td><td>2</td><td>2%</td></tr><tr><td>Needs Improvement</td><td>1</td><td>0%</td></tr></tbody></table>	Category	Count	Percentage	Excellent	4	77%	Almost Satisfied	3	21%	Satisfied	2	2%	Needs Improvement	1	0%
Category	Count	Percentage														
Excellent	4	77%														
Almost Satisfied	3	21%														
Satisfied	2	2%														
Needs Improvement	1	0%														
13	73% of faculty found support and promotion of sports & cultural activities by college authorities excellent, 25% found it Almost Satisfied, 1% found it Satisfied and 1% rated it for Needs Improvement.															
	<p style="text-align: center;">SUPPORT AND PROMOTION OF SPORTS & CULTURAL ACTIVITIES BY COLLEGE AUTHORITIES</p>  <table><thead><tr><th>Category</th><th>Count</th><th>Percentage</th></tr></thead><tbody><tr><td>Excellent</td><td>4</td><td>73%</td></tr><tr><td>Almost Satisfied</td><td>3</td><td>25%</td></tr><tr><td>Satisfied</td><td>2</td><td>1%</td></tr><tr><td>Needs Improvement</td><td>1</td><td>1%</td></tr></tbody></table>	Category	Count	Percentage	Excellent	4	73%	Almost Satisfied	3	25%	Satisfied	2	1%	Needs Improvement	1	1%
Category	Count	Percentage														
Excellent	4	73%														
Almost Satisfied	3	25%														
Satisfied	2	1%														
Needs Improvement	1	1%														
14	78% of faculty found availability of space to play sports in college excellent, 21% found it Almost Satisfied, 1% found it Satisfied and 0% rated it for Needs Improvement.															
	<p style="text-align: center;">AVAILABLE OF SPACE TO PLAY SPORTS IN COLLEGE</p>  <table><thead><tr><th>Category</th><th>Count</th><th>Percentage</th></tr></thead><tbody><tr><td>Excellent</td><td>4</td><td>78%</td></tr><tr><td>Almost Satisfied</td><td>3</td><td>21%</td></tr><tr><td>Satisfied</td><td>2</td><td>1%</td></tr><tr><td>Needs Improvement</td><td>1</td><td>0%</td></tr></tbody></table>	Category	Count	Percentage	Excellent	4	78%	Almost Satisfied	3	21%	Satisfied	2	1%	Needs Improvement	1	0%
Category	Count	Percentage														
Excellent	4	78%														
Almost Satisfied	3	21%														
Satisfied	2	1%														
Needs Improvement	1	0%														

Principal



AJ INSTITUTE OF ENGINEERING & TECHNOLOGY

A Unit of Laxmi Memorial Education Trust®

(Approved by AICTE, New Delhi, Affiliated to Visvesvaraya Technological University, Belgavi)

Accredited by NBA – CV, CSE, ECE, ISE, ME

15	79% of faculty found availability of space to play sports in college excellent, 20% found it Almost Satisfied, 1% found it Satisfied and 0% rated it for Needs Improvement.															
	<p style="text-align: center;">NSS ACTIVITIES IN COLLEGE</p> <table><tr><th>Category</th><th>Count</th><th>Percentage</th></tr><tr><td>Excellent</td><td>4</td><td>79%</td></tr><tr><td>Almost Satisfied</td><td>3</td><td>20%</td></tr><tr><td>Satisfied</td><td>2</td><td>1%</td></tr><tr><td>Needs Improvement</td><td>1</td><td>0%</td></tr></table>	Category	Count	Percentage	Excellent	4	79%	Almost Satisfied	3	20%	Satisfied	2	1%	Needs Improvement	1	0%
Category	Count	Percentage														
Excellent	4	79%														
Almost Satisfied	3	20%														
Satisfied	2	1%														
Needs Improvement	1	0%														

Principal

Principal

A.J. Institute of Engineering & Techn.
Mangaluru - 575 006